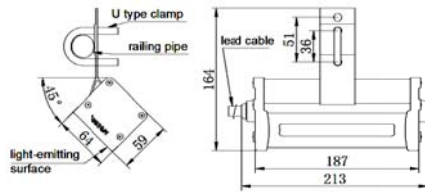
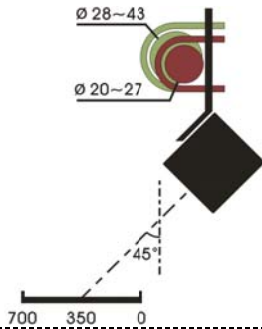




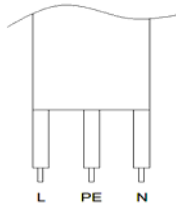
Mounting size (Unit : mm)



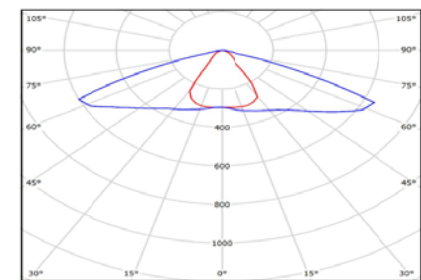
Mounting sketch (Unit : mm)



Wiring diagram



Light distribution curve



Application



Application

Nanhua LED walkway light is specially designed as the lighting system for the cabin room and walkway of the large-scale port cranes, also can be used in severe weather condition for auxiliary lighting (waterproof, anti-corrosion, shock fields).

Major functions and features

- High light efficiency, high stability

High quality LED chips, with high quality drive power, provide the whole lamp high light efficiency and stability of industrial grade.

- Tempering glass is effective for anti-aging, color-changing in longtime using.

- Angled mounting bracket and wide beam light

With angled mounting bracket and wide optical lens making the light on the walkway more evenly, also can reduce the dark area between two lights, improving comfortable level and efficiency of the lighting.

- Long lifetime, energy conservation and environment protection.

The lifetime of LED is up to 50,000 hours and it can save at least 50% energy consumption comparing common bulbs.

Specifications

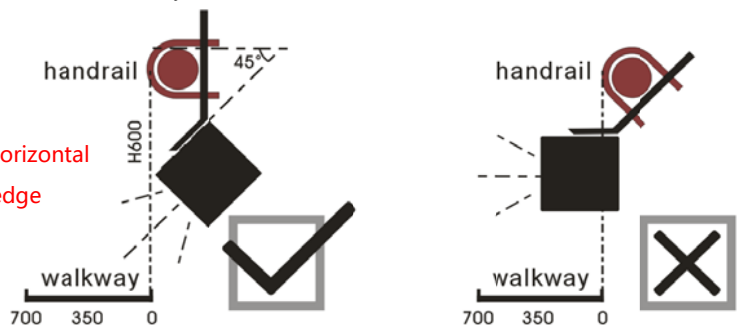
Operating voltage	AC100V-AC240V	Frequency	50Hz ~ 60Hz
Power consumption	12W	Lifetime	≥ 50,000hrs
Color temperature	5500K-6000K	CRI	Ra > 70
Luminous flux	800lm	Beam angle	140°
Working temperature	-40°C ~ +50°C	Relative humidity	10% - 95% (no coagulation)
		IP protection	IP65
Storage temperature	-40°C ~ +70°C	Material	Housing: tempering glass Body: aluminum alloy U type clamp: SUS304
Weight	1.0KG		

Installation

- Please ensure the power voltage is same as the lamp voltage

- Please fix the lamp with U type clamp (can be customized according to the dimension of the railing pipe) directly on the railing pipe. When mounting please refer the mounting sketch below to ensure maximum light used in the walkway.

1. Bracket is vertical
2. Lamp is at 45° with the horizontal
3. No more than the inner edge



- The lamp leads 1m cable (can be customized). When wiring please refer wiring diagram on the left.

Note:

- It is normal that the lamp has temperature rising.

- Do not open any part to avoid any danger when it works.

- As its sealed structure, do not disassemble the lamp without professional people. Otherwise, the warranty is invalid.

- As the lamp is fixed, do not rotate the lamp to adjust angles forcibly, unloose the bolts first.