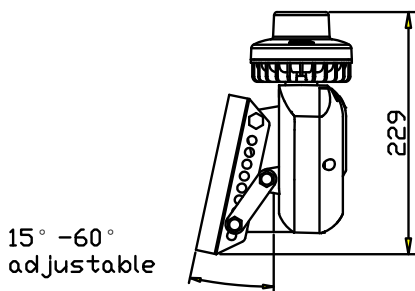
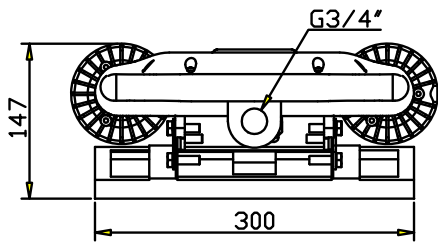




Installation( mm )


**Application**

Applying to masts & tower obstacles (Telecommunication, GSM, Radio & TV), tall cranes, chimney, tall buildings, sport stadiums, Light pylons, high voltage towers, wind generation and any other potentially hazardous obstructions to air traffic.

**Major functions & Features**

- Basing on LED and solar charging technology, extremely reliable and low maintenance cost.
- Shock-proof and corrosion resistant.
- Using normal NiMH battery, easy for replacement.
- Lamp housing-Polycarbonate, with good anti-impact strength, thermal stability, high transmittance.
- Combustibility rating : UL94-V0

**Specification**


Reference standard	ICAO-Type B low intensity aviation light		
Light source	LED	Vertical degree	≥10°
Light color	red ( others can be customized )	Horizontal degree	360°
Intensity	32.5cd	Work way	30 FPM ( others can be customized )
LED lifetime	≥100 , 000h	On/Off level	500Lux(On/Off)
Battery	3.6V/8AH NiMH	Solar panel	6W/5V
Autonomy	> 7days(at 25°C , if the ambient temperature is lower than 0°C or above 40°C, it will affect the battery discharge)		
Operating temperature	-40°C~+55°C	IP Protection	IP65
Humidity	10%~95%	Weight	3.5Kg
Material	Base: Aluminium alloy, Housing : PC		

**Installation**

- Mount the solar light in the most suitable place such as under direct sunlight, to ensure its continuous operation.
- Installation : G3/4" pipe mounting.
- For first usage, open the battery switch at the bottom. If store for a long time, close the switch.
- The angle of solar panel is adjustable from 15°~60°. End user can obtain suitable angle by adjusting the installation holes.
- The light is with optically control function. When ambient illumination is below 500lux, it starts to work.



Plug



Power switch



Bracket of angle adjustment

**Application****Battery replacement**

- Loosen 6 pcs of screws and case cover.
  - Take out the old battery.
  - Replacing new batter and fix case cover
- (Do not short circuit)



Case cover



Battery

**Notice**

- The part of material of products is PC( like lamp cover and lamp shell ), so it cannot direct or indirect touch the organic solvent, such as industrial alcohol, banana oil, isopropyl alcohol, carbon tetrachloride, cyclohexanone and so on, otherwise, the product will be corroision.
- Replace the battery regularly in order to keep light operate normally. It is suggested to replace it every year.
- If the storage time is over 6 months, the light should be placed in the sunshine for 3 days to be charged fully before using.