

# LW1R Series LED Work Light



## Description and application

LW1R series LED work lights have the characteristics of simple structure, stable work and safe use. It is suitable for industrial lighting of various construction machinery, mining machinery, heavy-duty trucks and other heavy-duty equipment and agricultural machinery and equipment, and can also be used as auxiliary lighting for indoor and outdoor environments.



## Features

- o Highly reliable and efficient LED light source, long life, energy saving and environmental protection;
- o Integrated design of fin-type lamp housing, strong integrity, sufficient heat dissipation, light weight and good shock resistance;
- o Special spraying process, oxidation resistance, corrosion resistance, fully sealed structure;
- o The lampshade and the lens are integrated design, which has the function of protection and focusing, and realizes the precise positioning of the light type;
- o The product has multiple color temperature options, good color rendering, eliminating glare, and good visual effects;
- o It can realize quick opening and ultra-low temperature cold start (-40°C);
- o The vertical angle of the mounting bracket is adjustable from 0° to 105°, suitable for lighting in a variety of different positions;
- o Wide input voltage range, and has protection circuits such as overvoltage, overheating, and anti-reverse connection;
- o Vehicle-level constant current drive, which can cope with complex power supply environment and work stably;
- o The lamps are equipped with connectors, which can be quickly assembled and disassembled.

## General Specifications

### Certification

CE: EN 60598-1、EN 60598-2-1、EN 60493、EN 55015、EN 61547、EN 61000-3-2、EN 61000-3-3

E-Mark: ECE R10

Electrical parameters		Mechanical structure parameters	
Operating Voltage	9-32VDC	Colour	Black
power	8W/14W/18W/30W	Housing material	Aluminum alloy
Electromagnetic Compatibility	IEC61000-4-2	Len material	PC
	Contact discharge: ±8KV	Surface treatment	Polyester coating
	Air discharge: ±15KV	Weight	8W~18W 0.6kg 30W 0.8kg
	IEC61000-4-4 ±1KV	Installation	M10 Stainless steel bolt
	IEC61000-4-5 ±1KV	Operating temperature	-40°C ~ +85°C (Over temperature protection)
	EN55015	Vibration resistance	IEC60068-2-64 8Gms 24~2000Hz IEC60068-2-6 20g
Way in and out	Connector/lead wire	Impact rating	IEC60068-2-27 60g
		IP rate	IEC60529 IP68/IP69K
		Mechanical collision protection level	IEC62262 IK08
		Salt spray grade	ISO9227 720H

# LW1R Series LED Work Light



## Optical parameters

light source	LED				Light source life	≥50000h
Color temperature	Cold white: 5700K		Warm White: 2700K		Beam angle	40° × 40°
	8W	1000lm	8W	750lm		
luminous flux	14W	1600lm	14W	1200lm		
	18W	2200lm	18W	1650lm		
	30W	3000lm	30W	2450lm		

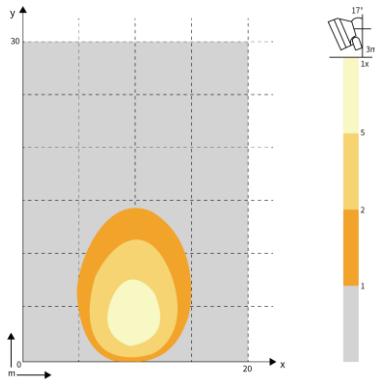
## Mounting dimensions

Power/W	Unit:mm
8W 14W	<p>112 141 62 46 120 M10*25 Stainless steel bolt</p>
18W	<p>112 141 62 46 120 M10*25 Stainless steel bolt</p>
30W	<p>112 141 77 120 M10*25 Stainless steel bolt</p>

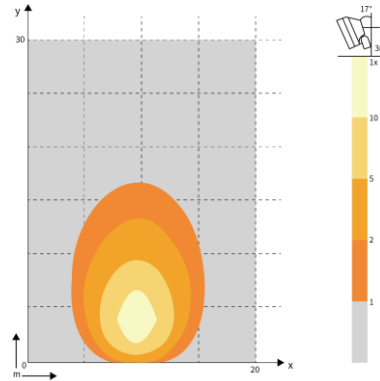
# LW1R Series LED Work Light



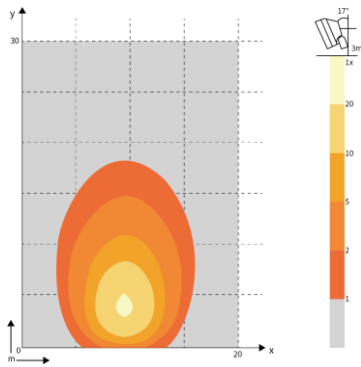
## Light distribution pattern



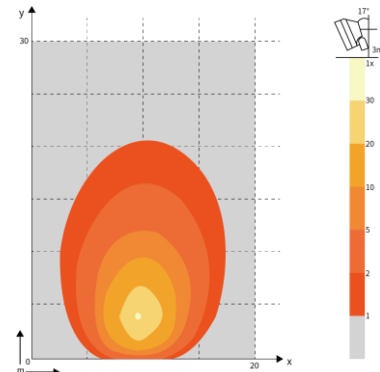
8W 1000lm



14W 1600lm



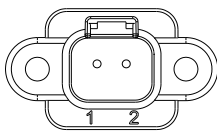
18W 2200lm



30W 3000lm

## Wiring diagram

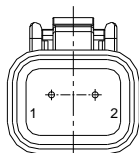
### 1. Connector wiring method



### 2. Lead wire connection method



### 3. DEUTSCH Connector DT06-2S



### Wiring method:

- Please use DEUTSCH connector DT06-2S for supporting wiring.
- For the wiring method, please refer to the wiring diagram.
- When the user accesses the matching connector, the buckle lock must be in place to prevent vibration from loosening.
- When the user connects the lead wire, the red wire is connected to the power supply "+"; the black wire is connected to the power supply "-".
- This product is a maintenance-free product. It is recommended to add a fuse (3-5A) at the power input end.
- Check whether the power supply voltage matches the rated voltage of the lamp.
- Built-in connector: 1 "+" 2 "-" (default factory setting).
- Customizable requirements: 1 "-" 2 "+" or other connectors.

# LW1R Series

## LED Work Light



### Precautions

1. The PC material parts of the product should not be in direct or indirect contact with industrial alcohol, banana water, isopropanol, carbon tetrachloride, cyclohexanone and other organic solvents, otherwise there will be a risk of corrosion and cracking;
2. Please connect to the rated working voltage when using;
3. The lamp power is 18W, under 9V low voltage, the light output can be guaranteed to be greater than 20%;
4. The lamps are not suitable to be covered by heat insulation materials and keep good ventilation;
5. The lamps are not suitable for direct installation on the surface of ordinary combustible materials;
6. When using the lamp, do not look directly at the bright light source;
7. When the lamp is in use, there is a certain temperature rise on the surface of the shell and lampshade, which is a normal phenomenon;
8. To replace and maintain the lamps, the power supply should be cut off first, and the lamps should be performed by professionals after the lamps have cooled;
9. Please read the manual carefully before use, if you have any questions, please contact our company.

### Selection table

LW1R-①②③④⑤⑥⑦						
①Voltage	②Power	③Color temperature	④Beam angle	⑤Wiring method	⑥Wiring method	⑦Extended customization
A: 9-32VDC	08: 8W	C: 5500K-6000K	N: 40°	D: Connector("1"+"2"-)	A: Mounting brackets	
	14: 14W	W: 2700K-3000K				
	18: 18W					
	30: 30W					

### How to Order

code	model	power	voltage	color temperature	angle	wiring	installation	other
------	-------	-------	---------	-------------------	-------	--------	--------------	-------

Thank you for using our products. As a professional brand for signal transmission and high-quality industrial lighting, Nanhua Electromechanical is trusted and loved by users in different industries all over the world. Please use this product correctly after reading and understanding the manual. Incorrect installation and use may cause fire, electric shock and other hazards. Due to product improvement, specifications and style changes may be changed without notice, please understand. ©NANHUA Electronics Co., Ltd. All rights reserved. Shanghai Nanhua Electromechanical Co., Ltd. All rights reserved. www.nanhua.com